

# MAXIMIZE

YOUR LIVING SPACE  
WITH



800x2400mm / **15mm**

## SHADES OF NATURE

WITH MATT AND GLOSSY FINISH

Eight colours, a single modular 800x2400mm size, a selection of Natural shades reflect today's taste. Make way for colour, for shades, for glossy and matt surfaces, with cracking effects and for decorations that in the form of combinations, matches, lights and shadows, play with lively elegance within space.



WHITE



BLACK



GREY



BROWN



CREAM



MOCCA




JAISALMER



## EDGE PROFILES

OUR designs are available in glossy and Matt finishes and different types of edge profiles to expand your design options. Offering unmatched durability with no maintenance, easy-care convenience, and superior stain resistance, we back our surfaces with a transferable Full Lifetime Warranty to ensure years of flawless service.



EASED EDGE



1/2" ROUND  
TOP & BOTTOM



HALF  
BULLNOSE



1/4" BEVEL



1/4" BEVEL  
TOP & BOTTOM



1/2" BEVEL



DEMI  
BULLNOSE



FULL  
BULLNOSE



COVE



OGEE



OGEE  
BULLNOSE



DUPONT



## TILE THAT BUILT TO PERFORME

Stunning Visual Paired with touchable textures that don't freeze, fade or crack.

### FEATURES :

Making the large size slab tiles in various size, range and with bigger, durable & natural surface you have ever seen. Nothing can be compared with beauty of Arlo Fullbody Tiles.



High durable



Acid resistance



Stain resistance



Easy to clean



Dimensional stability



Slip resistance



Eco friendly



Maintenance free



***WHITE BODY***  
COLLECTION

TPOLOGY	THICKNESS	SIZE
<b>Fullbody</b>	<b>15mm</b>	<b>800x2400mm</b>

TPOLOGY	THICKNESS	SIZE
Fullbody	15mm	800x2400mm

**IMPERIAL WHITE**



**GLOSSY FINISH**

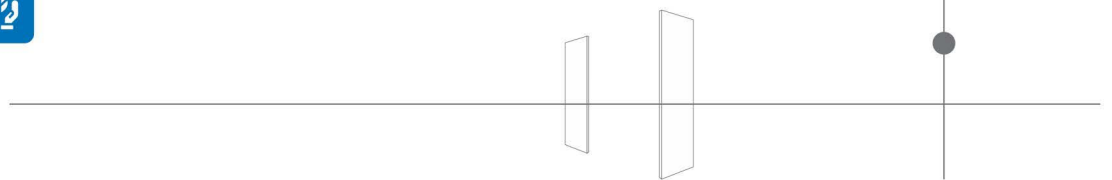


Face 1

Face 2

- 
- 
- 
- 
- 
- 
- 
- 

*define the* perfection in every aspect



TYPOLOGY	THICKNESS	SIZE
Fullbody	15mm	800x2400mm

## GALAXY STUTUARIO

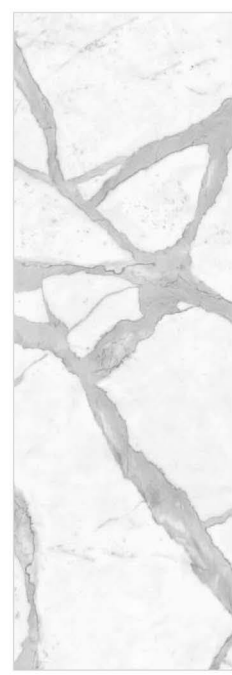


Face 1

### GLOSSY FINISH



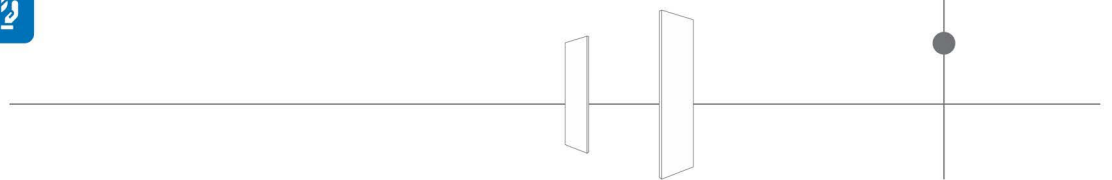
Face 2



Face 3



*define the*  
**perfection in every aspect**



TPOLOGY

THICKNESS

SIZE

Fullbody

15mm

800x2400mm

**INDIART**  
CERAMIC



*define the*

**perfection in every aspect**

Galaxy Stutuario



TYPOLOGY

THICKNESS

SIZE

Fullbody

15mm

800x2400mm

# ATLANTIC WHITE



Face 1



Face 2

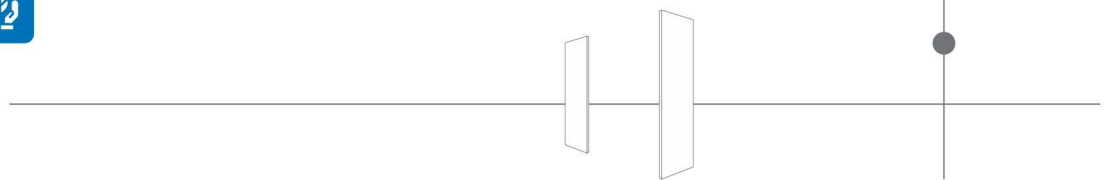


Face 3

**GLOSSY FINISH**



*define the*  
**perfection in every aspect**



TYPOLOGY

THICKNESS

SIZE

Fullbody

15mm

800x2400mm

**INDIART**  
CERAMIC



Atlantic White

*define the*  
**perfection in every aspect**

TPOLOGY

THICKNESS

SIZE


Fullbody

15mm

800x2400mm

**INDiART**  
CERAMIC


## HELIX WHITE



### GLOSSY FINISH



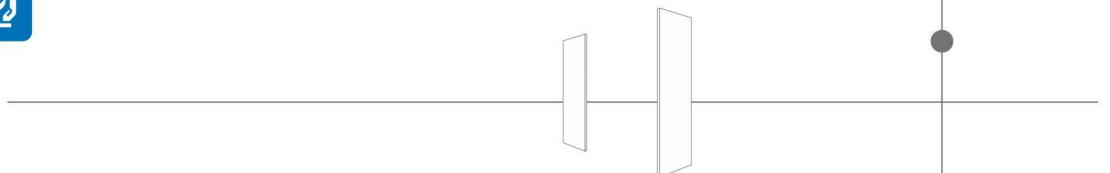
Face 1



Face 2



*define the*  
**perfection in every aspect**



TYPOLOGY

THICKNESS



SIZE

Fullbody

15mm

800x2400mm

**INDIART**  
CERAMIC



Helix White

*define the*  
**perfection in every aspect**



TPOLOGY	THICKNESS	SIZE
Fullbody	15mm	800x2400mm


**SPIDER STATURIO**



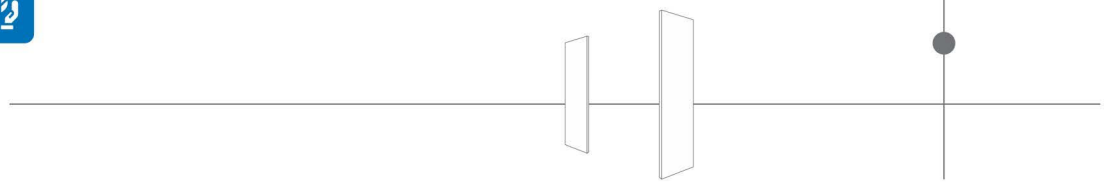
**GLOSSY FINISH**



Face 1



*define the*  
**perfection in every aspect**



TYPOLOGY

THICKNESS


SIZE

Fullbody

15mm

800x2400mm

## SPARKLE WHITE



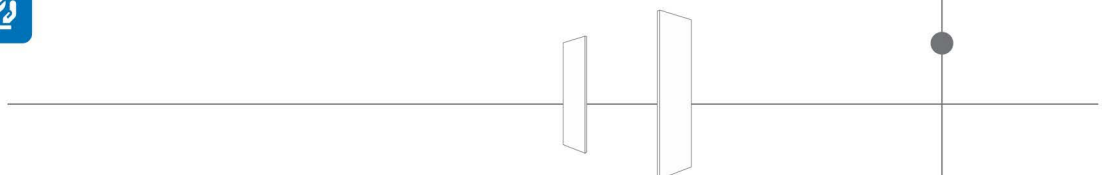
### CARVING FINISH



Face 1



*define the*  
**perfection in every aspect**



TPOLOGY

THICKNESS


SIZE

Fullbody

15mm

800x2400mm

## EXOTIC WHITE



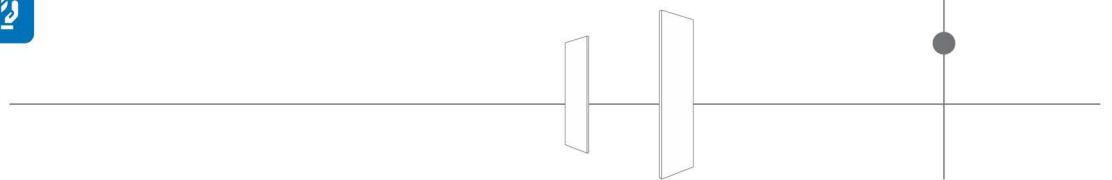
### GLOSSY FINISH



Face 1



*define the*  
**perfection in every aspect**





**BEIGE BODY**  
C O L L E C T I O N

TYPOLOGY	THICKNESS	SIZE
<b>Fullbody</b>	<b>15mm</b>	<b>800x2400mm</b>



TYPOLOGY

THICKNESS

SIZE

Fullbody

15mm

800x2400mm

## BOTTICINO CLASSIC



**GLOSSY FINISH**



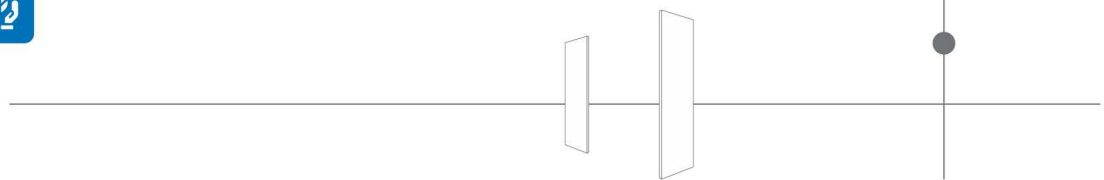
Face 1



Face 2



*define the*  
**perfection in every aspect**



TYPOLOGY

THICKNESS

SIZE

Fullbody

15mm

800x2400mm

## BOTTOCHINO



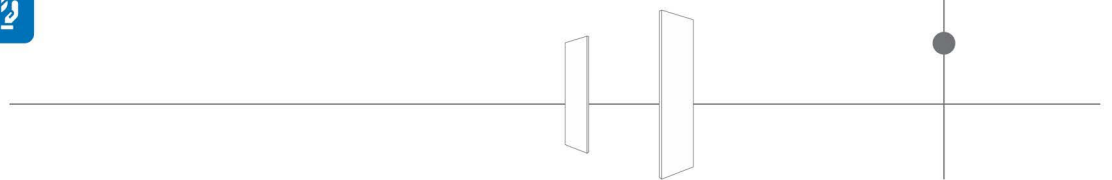
**GLOSSY FINISH**



Face 1




*define the*  
**perfection in every aspect**



TPOLOGY	THICKNESS	SIZE
Fullbody	15mm	800x2400mm

# BRECCIA MAX



**GLOSSY FINISH**

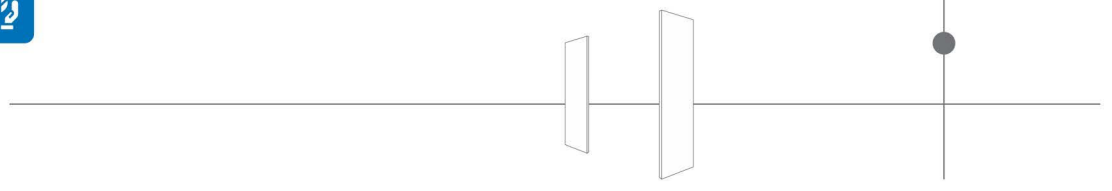


Face 1

- 
- 
- 
- 
- 
- 
- 
- 



*define the*  
**perfection in every aspect**





TPOLOGY

THICKNESS

SIZE

Fullbody

15mm

800x2400mm

## COSMIC BEIGE



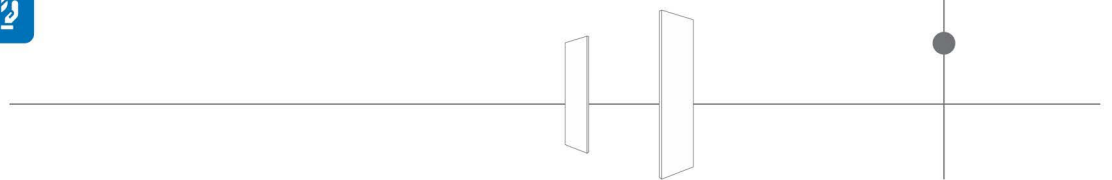
GLOSSY FINISH



Face 1



*define the*  
**perfection in every aspect**





TYPOLOGY	THICKNESS	SIZE
Fullbody	15mm	800x2400mm

## DYNA SUPREME



**GLOSSY FINISH**

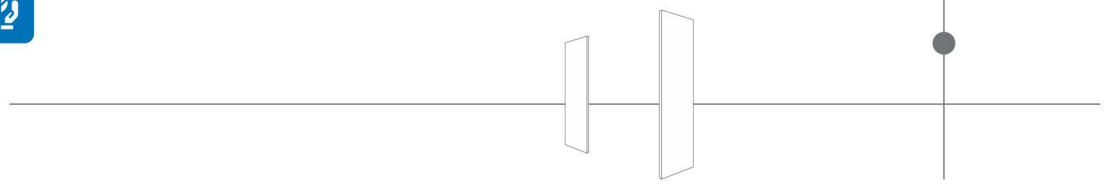


Face 1

Face 2

- 
- 
- 
- 
- 
- 
- 
- 

*define the*  
**perfection in every aspect**



TPOLOGY

THICKNESS

SIZE

Fullbody

15mm

800x2400mm

## DYNA TURKISH



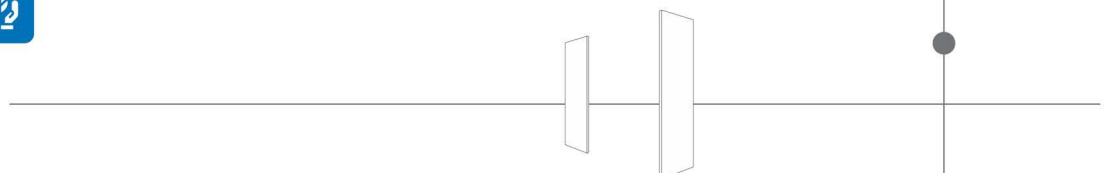
**GLOSSY FINISH**



Face 1



*define the*  
**perfection in every aspect**



TYPOLOGY	THICKNESS	SIZE
Fullbody	15mm	800x2400mm

## LEVANTO CLASSIC



**GLOSSY FINISH**

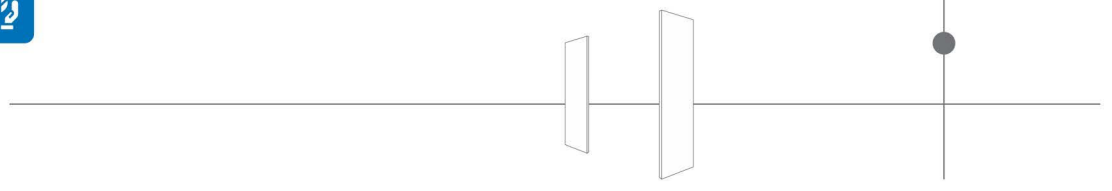


Face 1

- 
- 
- 
- 
- 
- 
- 
- 



*define the*  
**perfection in every aspect**





TYPOLOGY

THICKNESS

SIZE

Fullbody

15mm

800x2400mm

## LEVANTO CLASSIC



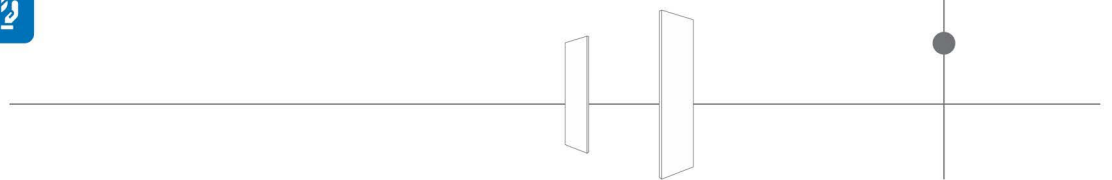
**GLOSSY FINISH**



Face 1



*define the*  
**perfection in every aspect**





TYPOLOGY

THICKNESS


SIZE

Fullbody

15mm

800x2400mm

## VICTORIA BEIGE



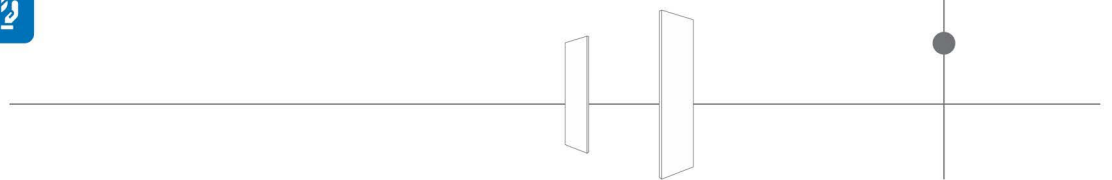
**GLOSSY FINISH**



Face 1



*define the*  
**perfection in every aspect**





**BLACK BODY**  
COLLECTION

TYPOLOGY	THICKNESS	SIZE
<b>Fullbody</b>	<b>15mm</b>	<b>800x2400mm</b>



TPOLOGY

THICKNESS

SIZE


Fullbody

15mm

800x2400mm

**INDiART**  
CERAMIC

## CORAS BLACK



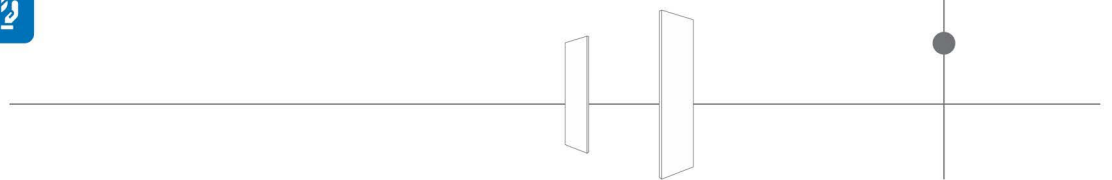
GLOSSY FINISH



Face 1



*define the*  
**perfection in every aspect**



TPOLOGY

THICKNESS



SIZE

Fullbody

15mm

800x2400mm

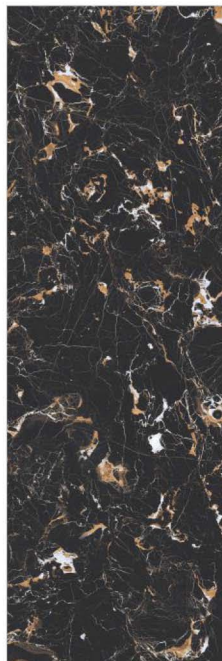
## PORTORO GOLD



Face 1



Face 2

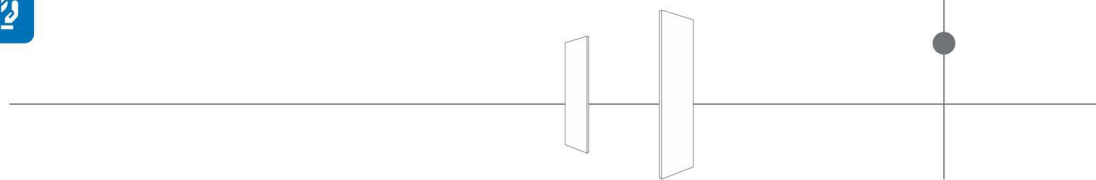
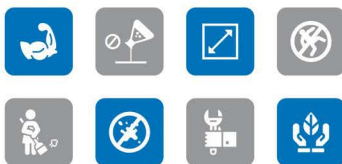


Face 3

**GLOSSY FINISH**



*define the*  
**perfection in every aspect**





TYPOLOGY

THICKNESS


SIZE

Fullbody

15mm

800x2400mm

**INDiART**  
CERAMIC



Portoro Gold

*define the*  
**perfection in every aspect**



TPOLOGY

THICKNESS


SIZE

Fullbody

15mm

800x2400mm

## PORTORO BROWN



GLOSSY FINISH

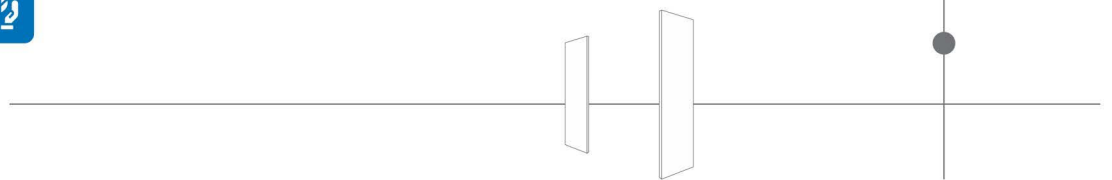


Face 1



Face 2

*define the*  
**perfection in every aspect**



TYPOLOGY

THICKNESS

SIZE

Fullbody

15mm

800x2400mm

**INDiART**  
CERAMIC



Portoro Brown

*define the*  
**perfection in every aspect**



TPOLOGY

THICKNESS


SIZE

Fullbody


15mm

800x2400mm

# THUNDER BLACK



## GLOSSY FINISH

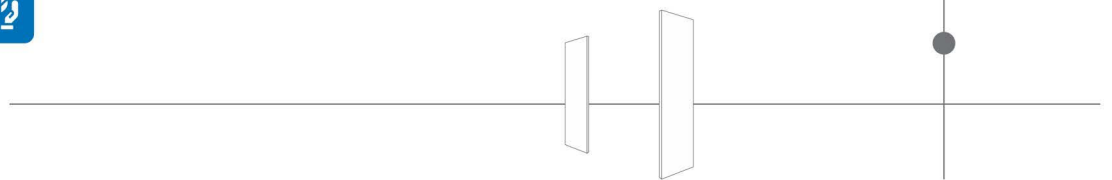


Face 1



Face 2

*define the*  
**perfection in every aspect**



TPOLOGY

THICKNESS


SIZE

Fullbody

15mm

800x2400mm

**INDiART**  
CERAMIC



*define the*  
**perfection in every aspect**

Thunder Black



TPOLOGY

THICKNESS


SIZE

Fullbody

15mm

800x2400mm

# SAHARA BLACK



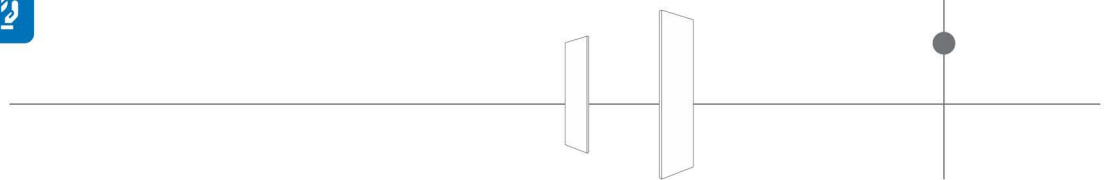
**GLOSSY FINISH**



Face 1

Face 2

*define the*  
**perfection in every aspect**





TPOLOGY

THICKNESS


SIZE

Fullbody

15mm

800x2400mm

**INDiART**  
CERAMIC



*define the*  
**perfection in every aspect**

Sahara Black

TPOLOGY	THICKNESS	SIZE
Fullbody	15mm	800x2400mm

## EMERALD QUARTZ



### GLOSSY FINISH

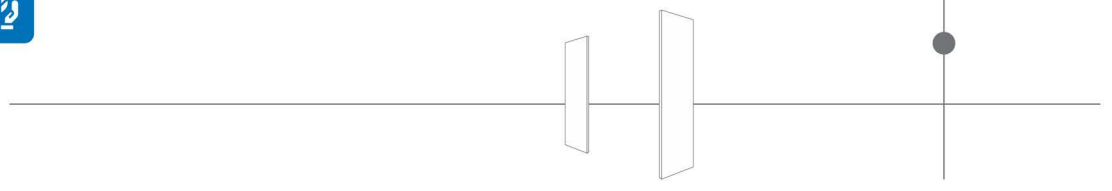


Face 1

Face 2

- 
- 
- 
- 
- 
- 
- 
- 

*define the*  
**perfection in every aspect**





TPOLOGY

THICKNESS


SIZE

Fullbody

15mm

800x2400mm

**INDiART**  
CERAMIC



*define the*  
**perfection in every aspect**

Emerald Quartz



TPOLOGY

THICKNESS

SIZE

Fullbody

15mm

800x2400mm

## BLACK PEARL



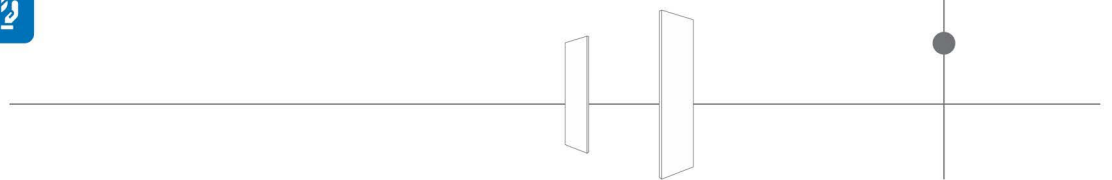
GLOSSY FINISH



Face 1



*define the*  
**perfection in every aspect**



TYPOLOGY

THICKNESS

SIZE

Fullbody

15mm

800x2400mm

## BLACK RIVER



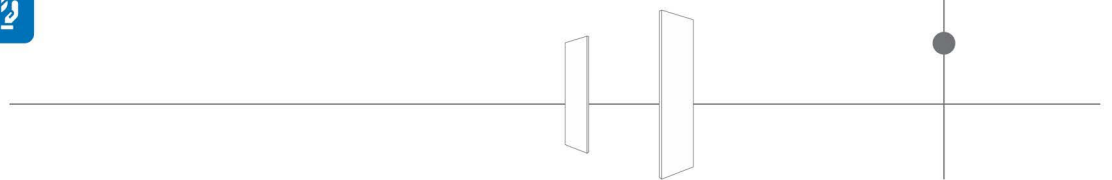
GLOSSY FINISH



Face 1



*define the*  
**perfection in every aspect**



TPOLOGY

THICKNESS


SIZE

Fullbody


15mm

800x2400mm

## LUMURIA NEGRO



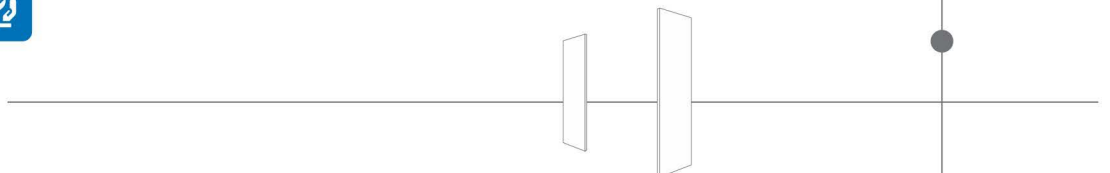
GLOSSY FINISH



Face 1



*define the*  
**perfection in every aspect**





TPOLOGY

THICKNESS


SIZE

Fullbody

15mm

800x2400mm

## MING BLACK



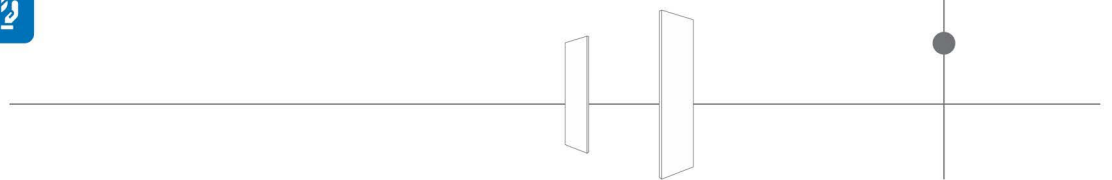
GLOSSY FINISH



Face 1

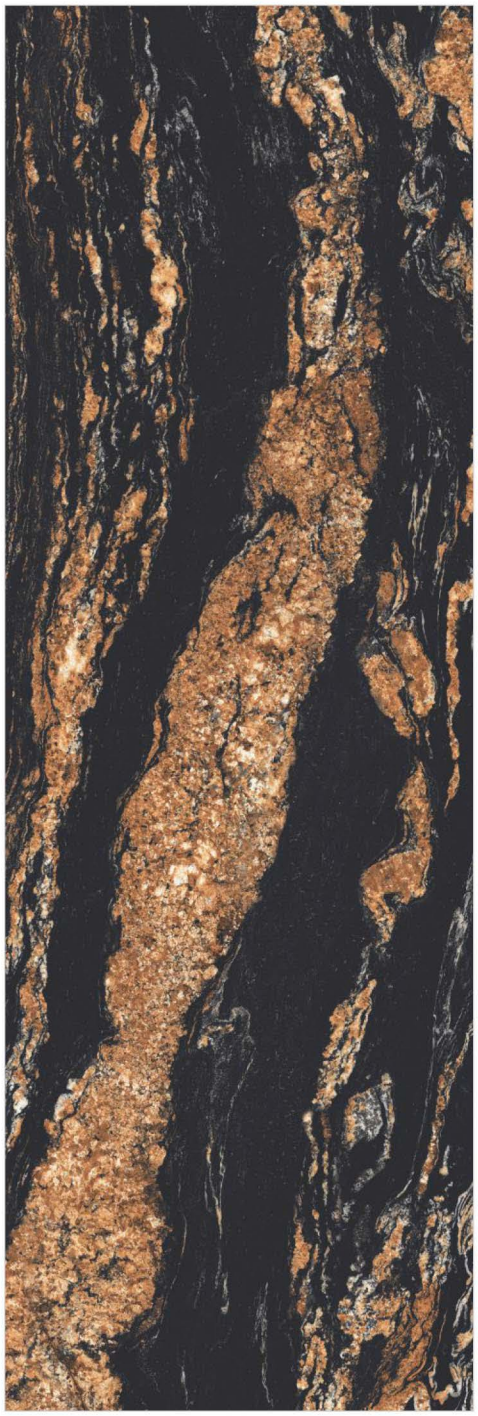


*define the*  
**perfection in every aspect**



TPOLOGY	THICKNESS	SIZE
Fullbody	15mm	800x2400mm

# MAGMA BLACK




GLOSSY FINISH

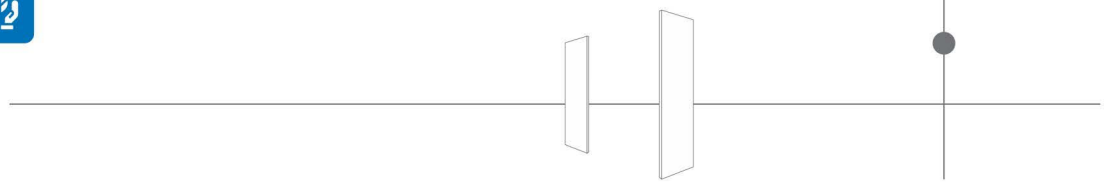


Face 1

- 
- 
- 
- 
- 
- 
- 
- 




*define the*  
**perfection in every aspect**






TPOLOGY	THICKNESS	SIZE
Fullbody	15mm	800x2400mm

## BLUE BAHIA



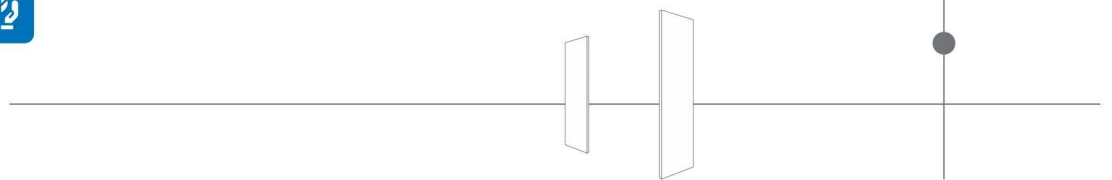
GLOSSY FINISH



Face 1



*define the*  
**perfection in every aspect**





TPOLOGY

THICKNESS

SIZE

Fullbody

15mm

800x2400mm

## FLINT BLUE



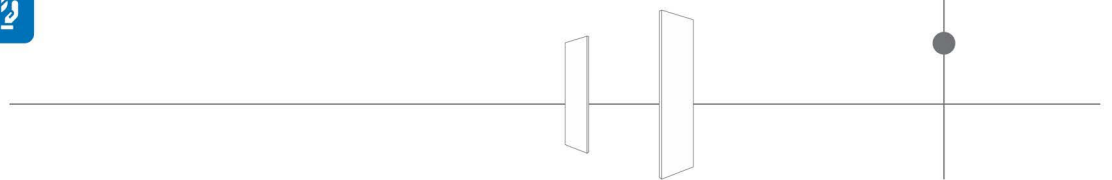
GLOSSY FINISH



Face 1




*define the*  
**perfection in every aspect**



TPOLOGY	THICKNESS	SIZE
Fullbody	15mm	800x2400mm

**OPAL BLUE**



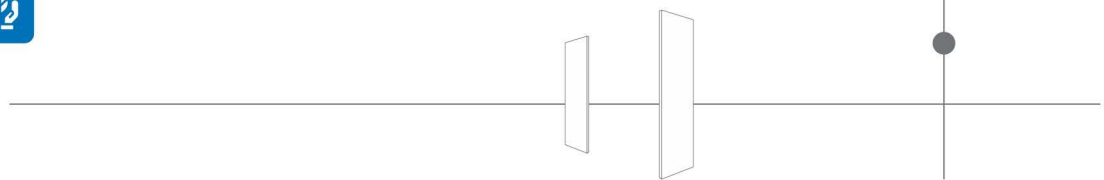
**GLOSSY FINISH**



Face 1



*define the*  
**perfection in every aspect**





TYPOLOGY

THICKNESS

SIZE

Fullbody

15mm

800x2400mm

**INDiART**  
CERAMIC



*define the*  
**perfection in every aspect**

Opal Blue



TPOLOGY

THICKNESS

SIZE


Fullbody

15mm

800x2400mm

**INDiART**  
CERAMIC

## UNIQUE NEGRO



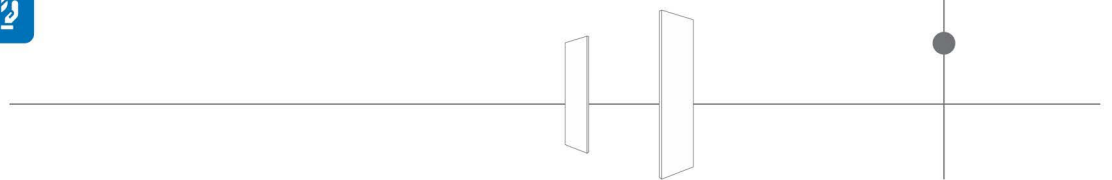
GLOSSY FINISH



Face 1



*define the*  
**perfection in every aspect**



TYPOLOGY

THICKNESS


SIZE

Fullbody

15mm

800x2400mm

**INDiART**  
CERAMIC



Unique Negro

*define the*  
**perfection in every aspect**



TPOLOGY

THICKNESS


SIZE

Fullbody

15mm

800x2400mm

## PANTHER BLACK



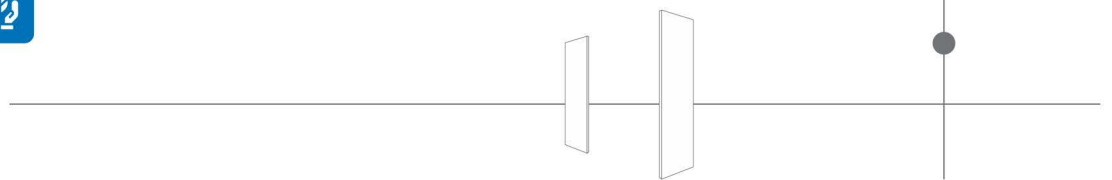
GLOSSY FINISH



Face 1



*define the*  
**perfection in every aspect**





TPOLOGY

THICKNESS


SIZE

Fullbody

15mm

800x2400mm

**INDiART**  
CERAMIC




Panther Black

*define the*  
**perfection in every aspect**




TYPOLGY	THICKNESS	SIZE
Fullbody	15mm	800x2400mm

# TAURAS BLACK



GLOSSY FINISH

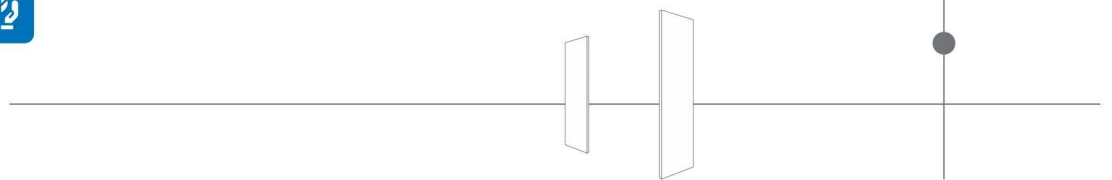


Face 1

- 
- 
- 
- 
- 
- 
- 
- 



*define the*  
**perfection in every aspect**



TPOLOGY

THICKNESS

SIZE

Fullbody

15mm

800x2400mm

**INDiART**  
CERAMIC



Taurus Black

*define the*  
**perfection in every aspect**



TPOLOGY

THICKNESS


SIZE

Fullbody

15mm

800x2400mm

## FLAMENCO GOLD



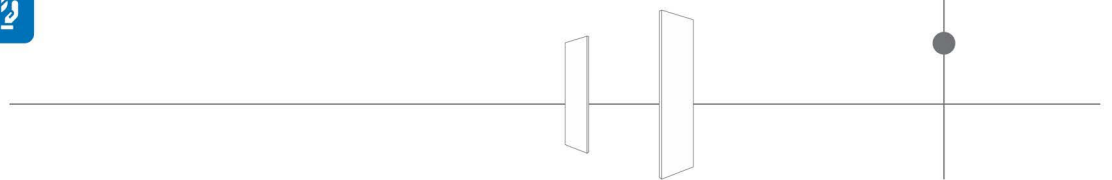
GLOSSY FINISH



Face 1



*define the*  
**perfection in every aspect**



TPOLOGY

THICKNESS


SIZE

Fullbody

15mm

800x2400mm

**INDiART**  
CERAMIC



Flamenco Gold

*define the*  
**perfection in every aspect**



TPOLOGY

THICKNESS

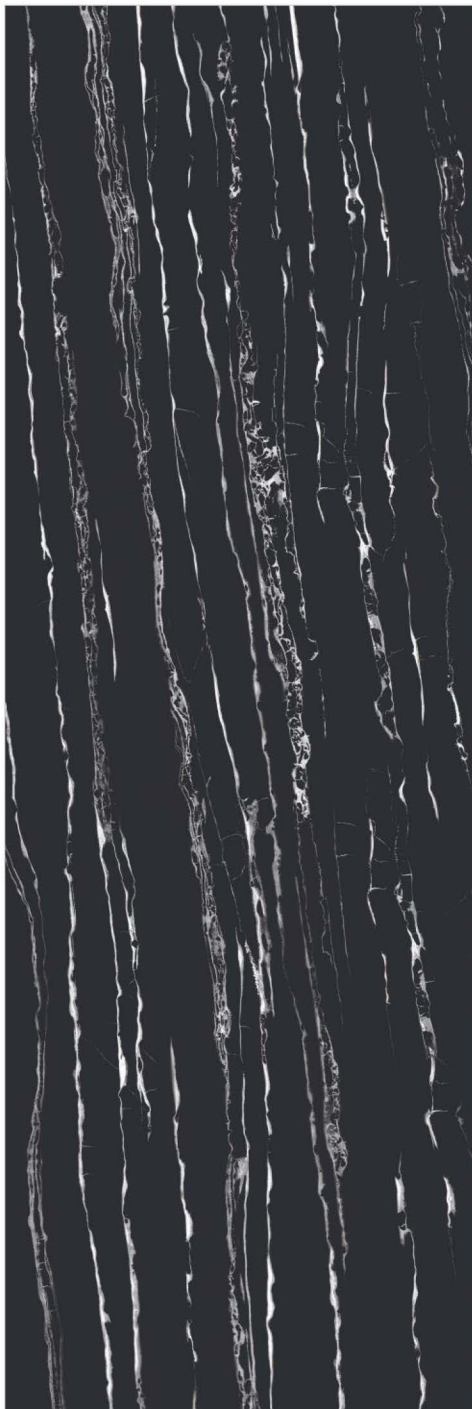
SIZE

Fullbody

15mm

800x2400mm

# MARINE BLACK



## GLOSSY FINISH

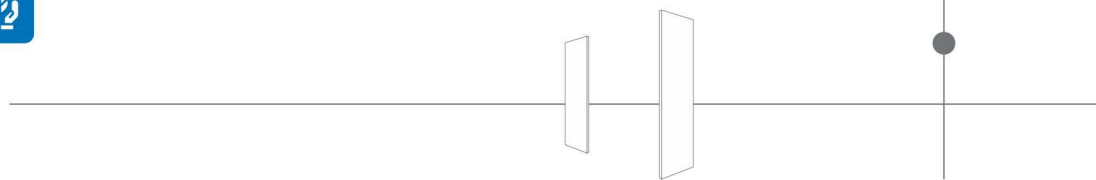
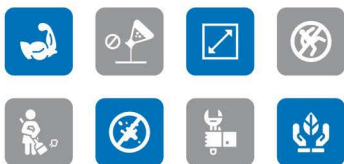


Face 1



Face 2

*define the* perfection in every aspect



TPOLOGY

THICKNESS

SIZE

Fullbody

15mm

800x2400mm

**INDiART**  
CERAMIC



Marine Black

*define the*  
**perfection in every aspect**



TYPOLOGY

THICKNESS

SIZE


Fullbody

15mm

800x2400mm

**INDiART**  
CERAMIC

## SPARKLE NERO



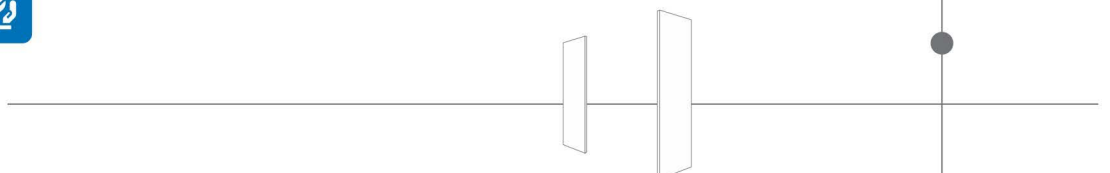
CARVING FINISH



Face 1



*define the*  
**perfection in every aspect**



TYPOLOGY

THICKNESS

SIZE


Fullbody

15mm

800x2400mm

**INDiART**  
CERAMIC

## MUSHROOM BLACK



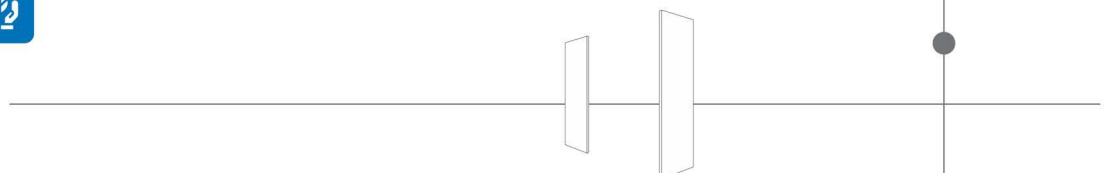
GLOSSY FINISH



Face 1



*define the*  
**perfection in every aspect**





TYPOLOGY

THICKNESS

SIZE

Fullbody

15mm

800x2400mm

**INDiART**  
CERAMIC



Mushroom Black

*define the*  
**perfection in every aspect**

TYPOLOGY	THICKNESS	SIZE
Fullbody	15mm	800x2400mm

**PERSIAN BLUE**



**GLOSSY FINISH**



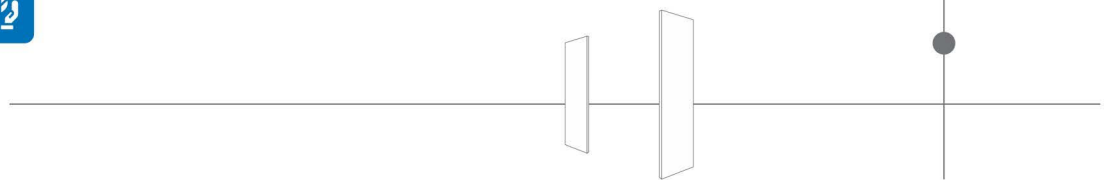
Face 1



Face 2



*define the*  
**perfection in every aspect**





TYPOLOGY

THICKNESS

SIZE

Fullbody

15mm

800x2400mm

**INDiART**  
CERAMIC



Persian Blue

*define the*  
**perfection in every aspect**

## TECHNICAL SPECIFICATION OF OUR FULL BODY TILE

TEST DISCRPTION			
CHARACTERISTIC	TEST METHOD	STANDARD VALUE	OUR VALUE
Deviation in Length	ISO 10545-2	± 1 mm	Ave. + 0.28 mm Ave. - 0.00 mm
Deviation in Width	ISO 10545-2	± 1 mm	Ave. + 0.21 mm Ave. - 0.00 mm
Deviation in Thickness	ISO 10545-2	± 0.5 mm	Ave. + 0.00 mm Ave. - 0.16 mm
Straightness of Sides	ISO 10545-2	± 0.8 mm	Max. + 0.18 mm Max. - 0.20 mm
Rectangularity	ISO 10545-2	± 0.8 mm	Max. + 0.20 mm Max. - 0.22 mm
Surface Flatness	ISO 10545-2	± 1.8 mm	Max + 0.14 mm Max - 0.00 mm
Surface Quality	ISO 10545-2	Min. 95%	Min. 99%
PHYSICAL PROPERTIES			
CHARACTERISTIC	TEST METHOD	STANDARD VALUE	OUR VALUE
Water Absorption	ISO 10545-3	0.50%	Avg. 0.0606 %
Modulus of Rapture(N/mm <sup>2</sup> )	ISO 10545-4	min 35	Avg. 43.11 N/mm <sup>2</sup>
Breaking Strength(N)	ISO 10545-4	>7.5mm	6270.45 N
THERMAL SHOCK RESISTANCE 15/145.C 10cycle	ISO 10545-9	10 cycle, Min	Conform
Co-Efficient of Linear Thermal Expansion	ISO 10545-8	9x10 <sup>-6</sup> Max	4,84x10 <sup>-6</sup>
Deep Abrasion Resistance	ISO 10545-6	Max 175mm	123mm <sup>3</sup>
Scratch Hardness of Surface	Is-13630-13	Min 5 Moh's	5 Moh's Scal
Bulk Density (g/cc)		2.2 Min	2.2748g/cc
Moisture Expansion(mm/m)	ISO 10545-10	0.02mm/m max	No Expansion
Impact Resistance-Coefficient of Restitution	ISO 10545-5	0.55 Min.	0.57 Min
Small Colour Differences	ISO 10545-16		No Difference
Resistance to Stain	ISO 10545-14	Min Class-3	Class-5
Lead and Cadium Release in mg/dm <sup>2</sup>	ISO 10545-15	0.1mg/dm <sup>2</sup>	0.00mg/dm <sup>2</sup>



